



SIZE OF BLADE IN RELATION TO THE BOOTSIZE. (*suggested*)

Blade	Bootsize(European)
40 cms (S)	Up to 37
43 cms (M)	38 - 40
45 cms (L)	41 - 43
48 cms (XL)	44 and up

The size in cms refers to the length of the steel runner.

SPECIFICATION OF THE STEEL RUNNER

Stainless Toolsteel
Hardness of runner : 60 Rc
Thickness : 1.25 mm
Radius : 35 Meters

FLEXES

We advice to use the following flexes for iceskating.

NIS Binding	Flex
Exercise	Classic Medium
Xcelerator 2.0	Skate Hard (To be adapted)
Performance	Skate Hard (To be adapted)



PLEASE NOTE THE FOLLOWING

- * No hardware necessary if NIS blade and binding is used.
 - * To avoid damage of the boot beware of walking on hard surfaces.
 - * NIS blade can also be used for any other binding. Salomon/Rottefella/Fisher. (Both BC and XC).
 - * Hardware for these bindings is **NOT** included and to be obtained at your dealer.
- For more information see Mounting Directions on other site.

MOUNTING DIRECTIONS

It is possible to mount any binding (Brand and Model) to the NIS Blade.

Below you will find an overview of the hardware required to mount the various bindings.

No hardware required if N.I.S. Binding is used. For any other binding hardware is required. **(Not included)**

ENCLOSED HARDWARE



- 4 Bolts M5 x 10
- 8 Bolts M5 x 12
- 4 Bolts M5 x 16
- 4 Bolts M5 x 22 (Black)

Front



- 6 Dot Nut M5

Sides



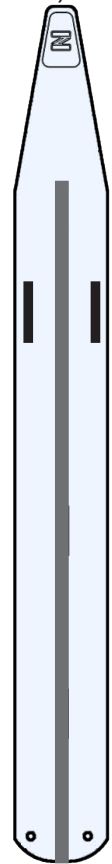
- 4 Nut M5

Middle




- 4 Rubber Ring. To protect elastic cord.

Rear

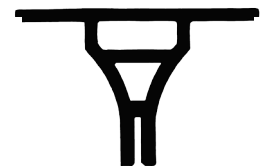


Patent 1031965


MOUNTING DIRECTIONS ROTTEFELLA BINDINGS

	Pieces	Cross Country	Back Country
Front	2 2	Bolt M5 x 12 Dot Nut	Bolt M5 x 12 Dot Nut
Sides	4 4	Bolt M5 x 16 Nut M5	Bolt M5 x 22 Nut M5
Middle	2 2	Bolt M5 x 12 Dot Nut	Bolt M5 x 12 Dot Nut
Rear	2 2	Bolt M5 x 12 Dot Nut	Bolt M5 x 10 Dot Nut

CROSS SECTION NIS BLADE



MOUNTING DIRECTIONS SALOMON BINDINGS

	Pieces	Profile Binding	Pilot Binding	Pro Link Binding
Front	2 2	Bolt M5 x 12 Dot Nut	Bolt M5 x 12 Dot Nut	Bolt M5 x 12 Nut M5
Sides	4 4	Bolt M5 x 12 Nut M5	Bolt M5 x 12 Nut M5	Bolt M5 x 12 Nut M5
Middle	2 2		Bolt M5 x 12 Dot Nut	Bolt M5 x 10 Nut M5
Rear	2 2	Bolt M5 x 16 Dot Nut	Bolt M5 x 16 Dot Nut	Bolt M5 x 10 Nut M5